


Web App Introduction



Starter App

- We will always start a new project by importing a template project from github.
- gomix-template-1 is a 'boilerplate' project providing foundation components for a starter application.
- Extend/repurpose this project to build interesting applications.

The screenshot shows the GitHub repository page for 'edeleastar / gomix-template-1'. At the top, there are navigation links for 'Code', 'Issues 0', 'Pull requests 0', 'Projects 0', 'Wiki', 'Pulse', 'Graphs', and 'Settings'. Below this, there is a section for repository statistics: '5 commits', '1 branch', '0 releases', and '1 contributor'. A horizontal bar below the statistics is divided into yellow and orange segments. Below the bar, there are buttons for 'Branch: master', 'New pull request', 'Create new file', 'Upload files', 'Find file', and 'Clone or download'. The main content area shows a commit history table with columns for the commit message, the commit hash, and the time since the commit. The most recent commit is by 'edeleastar' with the message 'readme updates' and hash '5263cf9', committed 'just now'. Below the commit history, there is a section for the 'README.md' file, which contains the following text:

Welcome to the Gomix Template 1

A starter project for learning Gomix.

This is an Express.js project, designed to work well with the Gomix development environment. It includes basic express setup, templating, routing and session support.

Import from Github...

The screenshot shows the 'lab-starter' interface with the 'Advanced Options' menu open. The menu includes options like 'Make Private', 'Import from GitHub', 'Export to GitHub', 'Download Project', 'Leave This Project', and 'Delete This Project'. A dialog box is overlaid on the right, titled 'gomix.com says:', providing instructions for importing from a GitHub repository. The dialog box contains the following text:

gomix.com says:
Import from an existing Github Repo

For best results repo size < 4MB, < 100 files, and no binary files

(NOTE: This will overwrite your current project)

Cancel OK

The background interface shows a 'Welcome to the Gomix BETA' message and a list of instructions:

- edit `client.js`, `style.css` and `index.html`
- drag in `assets`, like images or music, to add them to your project

Made by Fog Creek

\° o°)/

Share

Markdown

Logs

Welcome to the Gomix Template 1

A starter project for learning Gomix

back-end +

- .env
- .gitignore
- .jscsrc
- controllers/about.js
- controllers/dashboard.js
- controllers/start.js
- package.json
- README.md**
- routes.js
- server.js
- utils/logger.js

front-end +

- assets
- views/about.hbs
- views/dashboard.hbs
- views/layouts/main.hbs
- views/partials/mainpanel.hbs
- views/partials/menu.hbs
- views/start.hbs

Activity Log

Clear

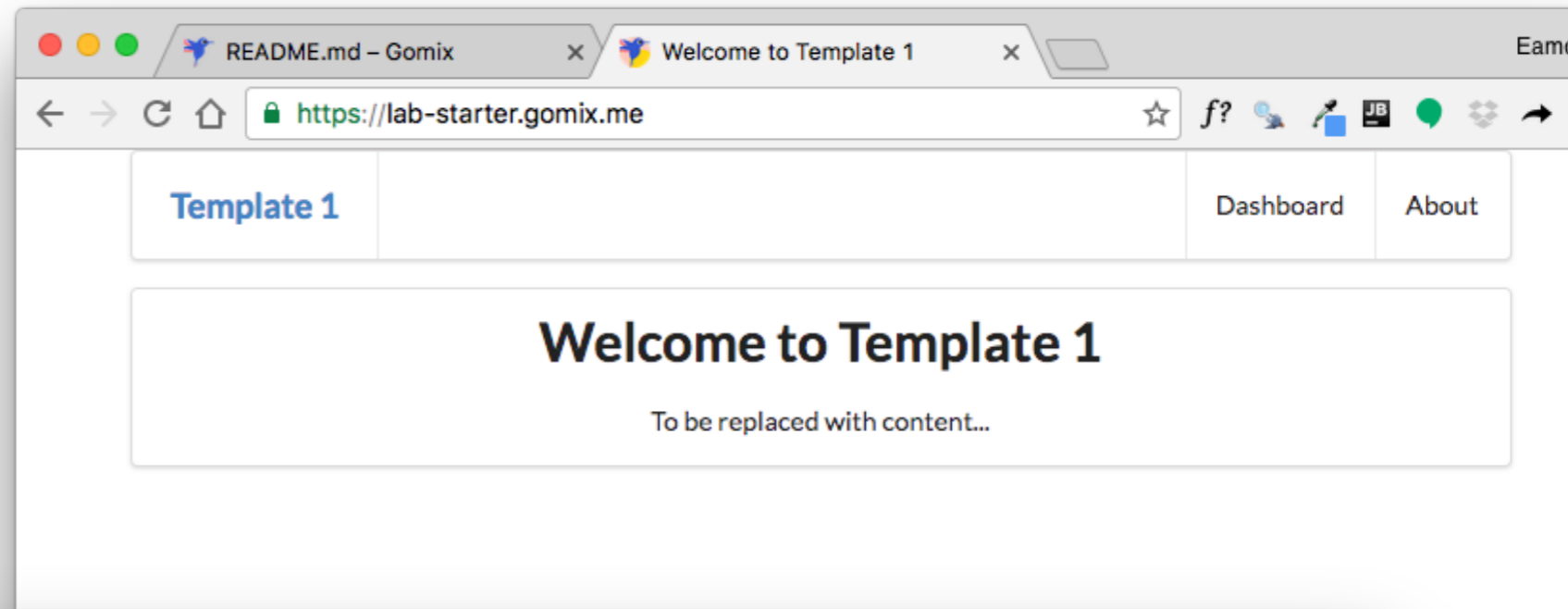
X

```

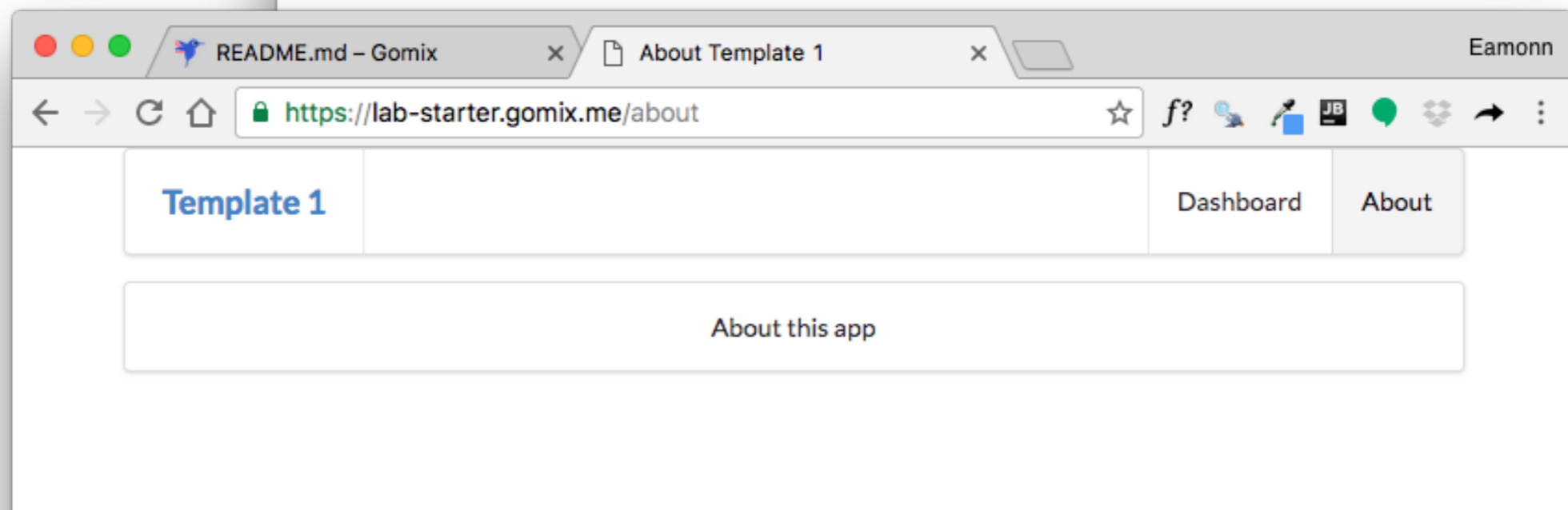
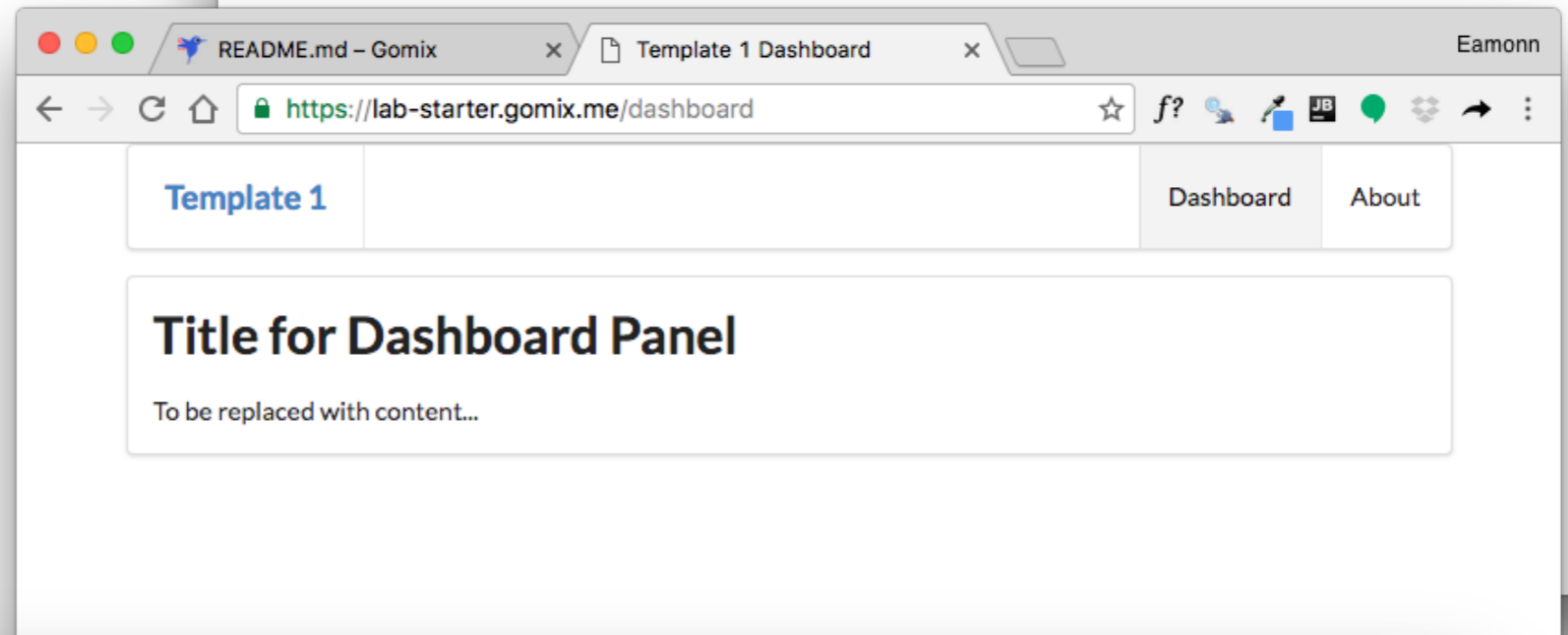
node v0.10.17, npm 3.10.10
Installing...
npm WARN gomix-list@0.0.1 No license field.
npm WARN package.json gomix-list@0.0.1 No license field.
----- a minute ago
info: gomix-template-1 started on port 3000
----- a minute ago
info: start rendering
info: start rendering
info: start rendering
info: start rendering
info: about rendering
info: dashboard rendering
----- a few seconds ago
info: start rendering

```

- The starter app has a menu + 3 'Views':



- Start
- Dashboard
- About



Application Structure


```
back-end +
├── .env
├── .gitignore
├── .jscsrc
├── controllers/about.js
├── controllers/dashboard.js
├── controllers/start.js
├── package.json
├── README.md
├── routes.js
└── server.js

front-end +
├── assets
├── views/about.hbs
├── views/dashboard.hbs
├── views/layouts/main.hbs
├── views/partials/mainpanel.hbs
├── views/partials/menu.hbs
└── views/start.hbs
```

- App implements Routes + Model/View/Controller Architecture
- Back-end + Front-end collaborate to support structured, predictable application workflow

Back-end

JS



- All written in Javascript + JSON
- Consists of:
 - **Server** - main entry point
 - **Routes** - supported urls
 - **Controllers** - objects to handle the routes
 - **Config** - .gitignore, .jscsrc, env, package.json, readme.md
- Will include **Models** later...

back-end +

```
⌘ .env  
.gitignore  
.jscsrc  
controllers/about.js  
controllers/dashboard.js  
controllers/start.js  
package.json  
README.md  
routes.js  
server.js
```

Front-end



- All written in HTML + handlebars
- Handlebars: Templating language
- Similar to EJS, it supports:
 - **Layouts**
 - **Partials**
 - **Views**
- These are very similar to EJS equivalents

front-end +

assets

```
views/about.hbs
views/dashboard.hbs
views/layouts/main.hbs
views/partials/mainpanel.hbs
views/partials/menu.hbs
views/start.hbs
```


Back-end + Front-end

back-end +

```
⌘ .env  
.gitignore  
.jscsrc  
controllers/about.js  
controllers/dashboard.js  
controllers/start.js  
package.json  
README.md  
routes.js  
server.js
```

front-end +

```
📁 assets  
views/about.hbs  
views/dashboard.hbs  
views/layouts/main.hbs  
views/partials/mainpanel.hbs  
views/partials/menu.hbs  
views/start.hbs
```

- Building a new app:
 - Extend, modify, replace and create new routes + controllers
 - Rewrite handlebars templates to support new features, data and user experience.