

WIT MSc IT Architecture Patterns Architecture Description (AD)

**<<NAME OF YOUR SUBJECT
ASSIGNMENT>>**

<< *Note: This Architecture Description (AD) template from the Open Group TOGAF™ 9.1 architecture framework has been adapted to the purposes of the WIT Msc module on IT Architecture Patterns. It may require further tailoring to suit a specific client and project situation >>.*

Table of Contents

A)Problem Description.....	5
A.1PROBLEM SCOPE.....	5
A.1.1PROBLEM SUMMARY.....	5
A.1.2DOMAIN GLOSSARY.....	5
A.2STAKEHOLDERS CONCERNS.....	5
A.3REQUIRED QUALITY PROPERTIES.....	5
B)Solution Description.....	7
B.1ARCHITECTURE VIEWS.....	7
B.2For each <<ARCHITECTURE VIEW NAME>>.....	7
B.2.1Include VIEW PURPOSE.....	7
B.2.1.1PRIMITIVES.....	7
B.2.1.2PERSPECTIVES.....	7
B.2.2Include VIEW MODELLING ARTIFACTS.....	7
B.2.2.1For each VIEW PRIMITIVE.....	7
B.2.2.2For each PERSPECTIVE.....	8
B.2.2.3RECORDING of DESIGN DECISIONS.....	8
B.2.3Include VIEW MAPPINGS.....	9
B.2.3.1For each VIEW MAPPING.....	9
B.2.3.2RECORDING of DESIGN DECISIONS.....	9
C)References.....	10

Document Information

Project Name:	<<NAME OF YOUR SUBJECT ASSIGNMENT>>		
Prepared By:		Document Version No:	1.0
Title:	Architecture Description (AD)	Document Version Date:	
Reviewed By:		Review Date:	

Distribution List

From	Date	Phone/Fax/Email

To	Action*	Due Date	Phone/Fax/Email

* Action Types: Approve, Review, Inform, File, Action Required, Attend Meeting, Other (please specify)

Document Version History

Version Number	Version Date	Revised By	Description	Filename



Document Overview

This Architecture Description (AD) template from the Open Group TOGAF™ 9.1 architecture framework has been adapted to the purposes of the WIT Msc module on IT Architecture Patterns.

The following document aims to package the complete target solution architecture for your SUBJECT ASSIGNMENT. It is the final deliverable describing all facets of your solution design, recording your all architectural decisions.

This Architecture Description (AD) document is the *container* of all key architectural work-product ARTIFACTS you have created during the design phase of your IT project. It is an editable text document, but could equally be written as a slide-deck or WIKI page for example.

The proposed template includes some sections of a standard TOGAF 9.1 Architecture Description (AD). Each section **MUST** include the ARCHIMATE MODELS realizing each of the VIEWS of your architecture. You can copy into the body of this document SNAPSHOTS of your models , or include models (.archimate files) as embedded document objects.

You are invited to include any models you judge pertinent to the solution architecture you wish to convey. You should feel free to add or delete sections from the template. Everytime you do so however, you **MUST** to write down the rationale for your decision.

Note: All contents underlined in yellow are indicative, and can be replaced/deleted by the author of this document.

A) Problem Description

A.1 PROBLEM SCOPE

A.1.1 PROBLEM SUMMARY

This section to briefly describe here the problem you are solving for.

Project Name	<<NAME OF YOUR SUBJECT ASSIGNMENT>>
Industry Domain	
Problem Description	

A.1.2 DOMAIN GLOSSARY

This section to describe here key Terms & Definitions essential to the understanding the problem domain.

<<TERM>>	<<DEFINITION>>
<<TERM>>	<<DEFINITION>>

<<Define in this section any terms, acronyms or abbreviations that might be unfamiliar to the target audience. This should include both business domain terms and technology / architectural terms.>>

A.2 STAKEHOLDERS CONCERNS

<<The purpose of this section is to identify the stakeholders of the target solution architecture – i.e. Stakeholders who need to review architecture Views and this AD document>>.

<<STAKEHOLDER ROLE>>	<<CONCERN DESCRIPTION>>
<<STAKEHOLDER ROLE>>	<<CONCERN DESCRIPTION>>

A.3 REQUIRED QUALITY PROPERTIES

<< This section provides the list of required quality propoerties of the solution architecture. Quality Properties describe various non-functional aspects impacting (and pervasive to all) architecture views of the solution design described in the Section (B) of this document >>.

<<REQUIRED QUALITY PROPERTY>>	<<DESCRIPTION>>
<<REQUIRED QUALITY PROPERTY>>	<<DESCRIPTION>>

B) Solution Description

This section to describe the key characteristics of your solution design.

B.1 ARCHITECTURE VIEWS

This section to list all VIEWS composing your solution architecture.

VIEW NAME	PURPOSE	TARGET STAKEHOLDER(s)
<<VIEW NAME>>	<<DESCRIPTION>>	

B.2 **For each** <<ARCHITECTURE VIEW NAME>>

This section to describe what aspect of the architecture solution this Architecture View aims to express.

B.2.1 Include VIEW INTENT

This section to list the Models you have created to compose your architecture view.

B.2.1.1 MODEL VIEW PRIMITIVES and VIEW MAPPINGS

MODEL NAME	PURPOSE
<<MODEL NAME>>	<<PURPOSE DESCRIPTION>>


B.2.1.2 MODEL PERSPECTIVES

PERSPECTIVE NAME	PURPOSE
<<PERSPECTIVE NAME>>	<<QUALITY ATTRIBUTES ADDRESSED>>

B.2.2 Include VIEW MODELLING ARTIFACTS

B.2.2.1 For each MODEL VIEW PRIMITIVE

Insert here [.png] or [.jpg] snapshots of Archimate Models,
- or -
Embed here [.archimate] file objects.




Model #.archimate

VIEWPOINT USED	JUSTIFICATION / INTENT
<<VIEWPOINT NAME>>	<<DESCRIPTION>>
MODEL KIND USED	JUSTIFICATION / INTENT
<<MODEL-KIND / VIEW-TYPE NAME>>	<<DESCRIPTION>>
STYLE/PATTERNS USED	JUSTIFICATION / INTENT
<<ARCHITECTURE STYLE NAME>>	<<DESCRIPTION>>
<<ARCHITECTURE PATTERN NAME>>	<<DESCRIPTION>>

B.2.2.2 For each MODEL PERSPECTIVE

Insert here [.png] or [.jpg] snapshots of Archimate Models,
- or -
Embed here [.archimate] file objects.



Model #.archimate

VIEWPOINT USED	JUSTIFICATION / INTENT
<<VIEWPOINT NAME>>	<<DESCRIPTION>>
MODEL KIND USED	JUSTIFICATION / INTENT
<<MODEL-KIND / VIEW-TYPE NAME>>	<<DESCRIPTION>>
STYLE/PATTERNS USED	JUSTIFICATION / INTENT
<<ARCHITECTURE STYLE NAME>>	<<DESCRIPTION>>
<<ARCHITECTURE PATTERN NAME>>	<<DESCRIPTION>>


B.2.2.3 RECORDING of DESIGN DECISIONS

.ID	DECISION ITEM	DECISION MADE
<<#>>	<<DESCRIPTION>>	<<DESCRIPTION>>

B.2.3 Include VIEW MAPPINGS

B.2.3.1 For each VIEW MAPPING

Insert here [.png] or [.jpg] snapshots of Archimate Models,
- or -
Embed here [.archimate] file objects.



Model #.archimate

VIEWPOINT USED	JUSTIFICATION / INTENT
<<VIEWPOINT NAME>>	<<DESCRIPTION>>

B.2.3.2 RECORDING of DESIGN DECISIONS

.ID	DECISION ITEM	DECISION MADE
<<#>>	<<DESCRIPTION>>	<<DESCRIPTION>>
		<<DESCRIPTION>>

C) References

This section to reference external sources of additional information relevant to the proposed solution design.