

Design Patterns

MSc in Communications Software

Produced
by

Eamonn de Leastar (edeleastar@wit.ie)

Department of Computing, Maths & Physics
Waterford Institute of Technology

<http://www.wit.ie>

<http://elearning.wit.ie>



Waterford Institute of Technology
INSTITIÚID TEICNEOLAÍOCHTA PHORT LÁIRCE



Memento

Design Pattern

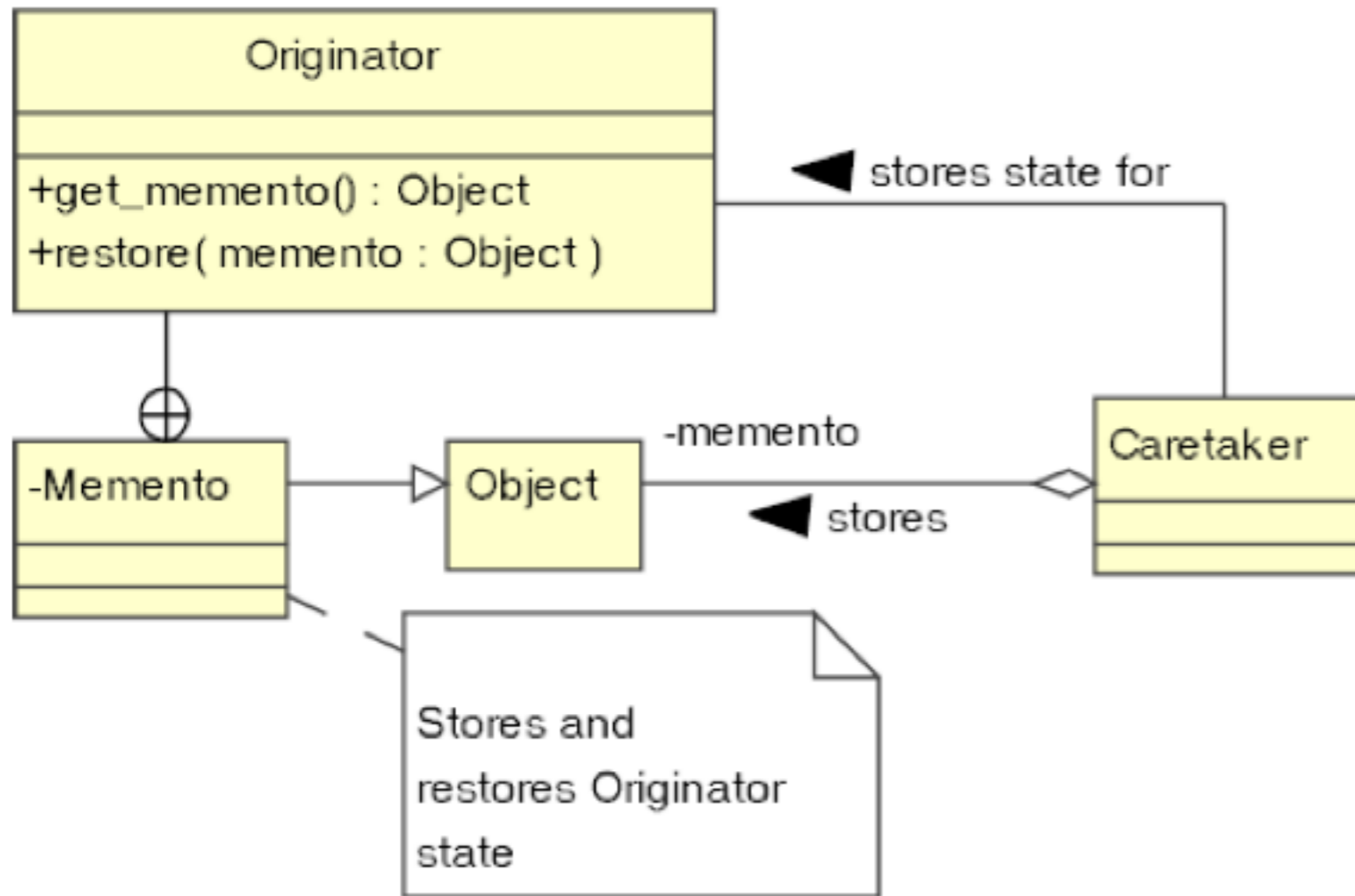
Intent

- Encapsulate an object's state in such a way that no external entity can know how the object is structured. An external object (called a caretaker) can store or restore object.

Structure

- Originator: Creates a memento that holds a “snapshot” of its current state.
- Memento: Stores the internal state of the Originator in a way that does not expose the structure of the Originator.
- Supports a “wide” interface used by the originator and a “narrow” interface used by everyone else.
- Caretaker: Stores the mementos, but never operates on them

Example



```
package scratch;

class Originator
{
    private String state;
    private int    more;

    private class Memento
    {
        private String state = Originator.this.state;
        private int    more  = Originator.this.more;

        public String toString()
        {
            return state + "," + more;
        }
    }

    public Object get_memento()
    {
        return new Memento();
    }

    public void restore(Object o)
    {
        Memento m = (Memento) o;
        state = m.state;
        more = m.more;
    }
}

class Caretaker
{
    Object    memento;
    Originator originator;

    public void capture_state()
    {
        memento = originator.get_memento();
    }

    public void restore_yourself()
    {
        originator.restore(memento);
    }
}
```

Advantages

- Allows an object's state to be stored externally in such a way that the maintainability of the program is not compromised.
- Allows a “caretaker” object to store states of classes that it knows nothing about.

Disadvantages

- Versioning can be difficult if the memento is stored persistently. The originator must be able to decipher mementos created by previous versions of itself.
- It's often unclear whether a memento should be a “deep” copy of the Originator. (i.e. should recursively copy not just references, but the objects that are referenced as well). Deep copies are expensive to manufacture. Shallow copies can cause memory leaks, and referenced objects might change values.
- Caretakers don't know how much state is in the memento, so they cannot perform efficient memory management.

Another Example

```
class Memento
{
    private String state;

    public Memento(String stateToSave)
    {
        state = stateToSave;
    }

    public String getSavedState()
    {
        return state;
    }
}
```

```
class Caretaker
{
    private List<Memento> savedStates = new ArrayList<Memento>();

    public void addMemento(Memento m)
    {
        savedStates.add(m);
    }

    public Memento getMemento(int index)
    {
        return savedStates.get(index);
    }
}
```



```

class Originator
{
    private String state;

    /*
     * lots of memory using private data that does not have to be saved. Instead
     * we use a small memento object.
     */

    public void set(String state)
    {
        System.out.println("Originator: Setting state to " + state);
        this.state = state;
    }

    public Memento saveToMemento()
    {
        System.out.println("Originator: Saving to Memento.");
        return new Memento(state);
    }

    public void restoreFromMemento(Memento memento)
    {
        state = memento.getSavedState();
        System.out.println("Originator: State after restoring from Memento: " + state);
    }
}

```

```

class MementoExample
{
    public static void main(String[] args)
    {
        Caretaker caretaker = new Caretaker();
        Originator originator = new Originator();
        originator.set("State1");
        originator.set("State2");
        caretaker.addMemento(originator.saveToMemento());
        originator.set("State3");
        caretaker.addMemento(originator.saveToMemento());
        originator.set("State4");
        originator.restoreFromMemento(caretaker.getMemento(1));
    }
}

```

JDK Examples

Usage

```
class Originator implements Serializable{ int x; }

ByteArrayOutputStream bytes = new ByteArrayOutputStream();
ObjectOutputStream out= new ObjectOutputStream( bytes );

Originator instance = new Originator(); // create
out.writeObject( instance );           // memento
byte[] memento = bytes.toByteArray();

ObjectInputStream in = // restore object
    new ObjectInputStream( // from memento
        new ByteArrayInputStream(memento));
instance= (Originator) in.readObject();
```

A byte array is about as black as a box can be. *Decorator* is used, here, to produce a system of streams that manufacture the memento. This example also nicely illustrates a flaw in *Decorator*—that you sometimes have to access an encapsulated decorator to do work.

Memento in Android

```
public class MyActivity implements Parcelable
{
    public Long    id;
    public String  type;
    public String  location;
    public double  distance;

    //...

    public MyActivity(Parcel in)
    {
        this.type = in.readString();
        this.location = in.readString();
        this.distance = in.readDouble();
    }

    @Override
    public int describeContents()
    {
        return 0;
    }

    @Override
    public void writeToParcel(Parcel dest, int flags)
    {
        dest.writeString(type);
        dest.writeString(location);
        dest.writeDouble(distance);
    }

    public static final Parcelable.Creator<MyActivity> CREATOR = new Parcelable.Creator<MyActivity>()
    {
        public MyActivity createFromParcel(Parcel in)
        {
            return new MyActivity(in);
        }

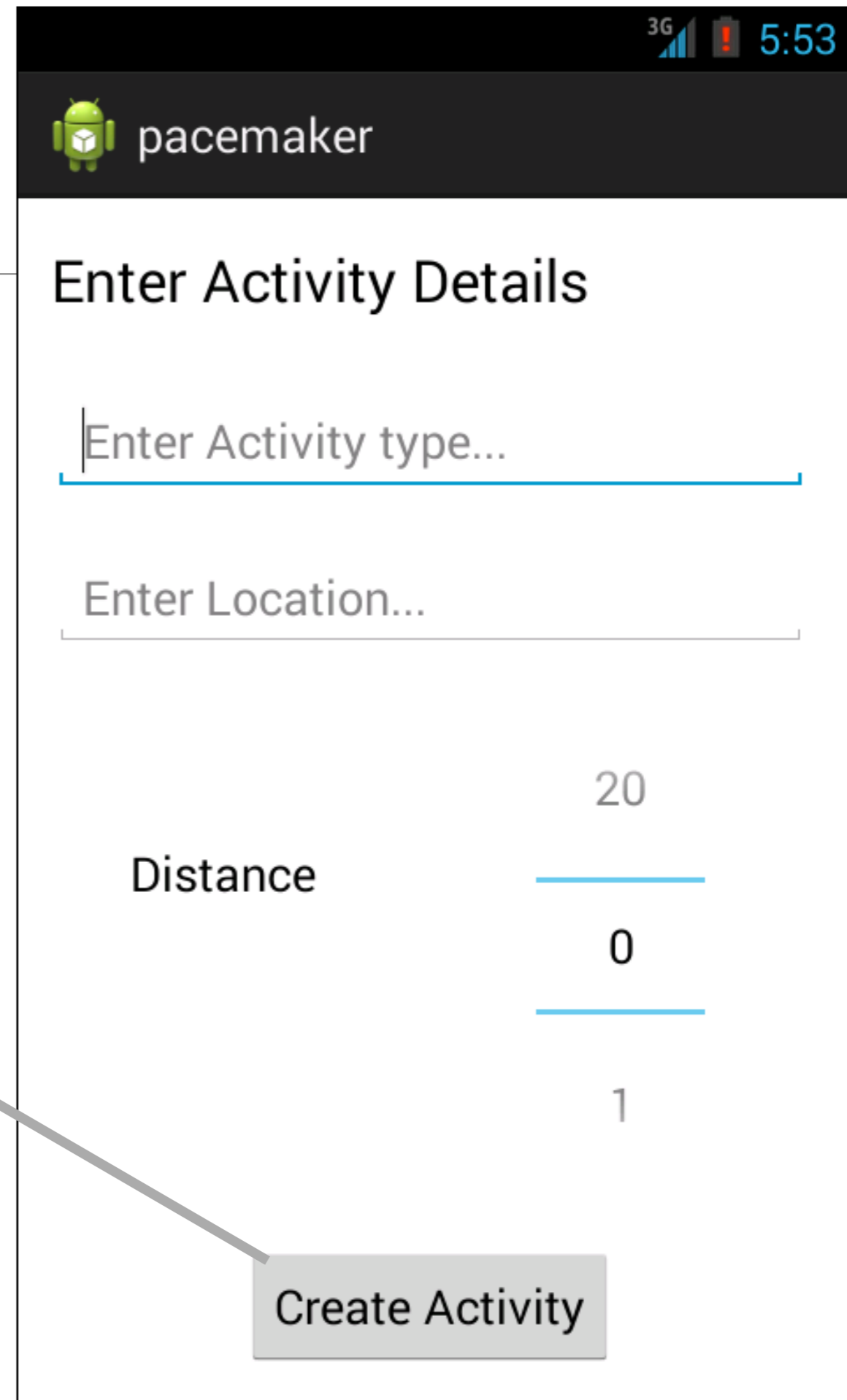
        public MyActivity[] newArray(int size)
        {
            return new MyActivity[size];
        }
    };
}
```

- Model Object implements 'Parcelable'

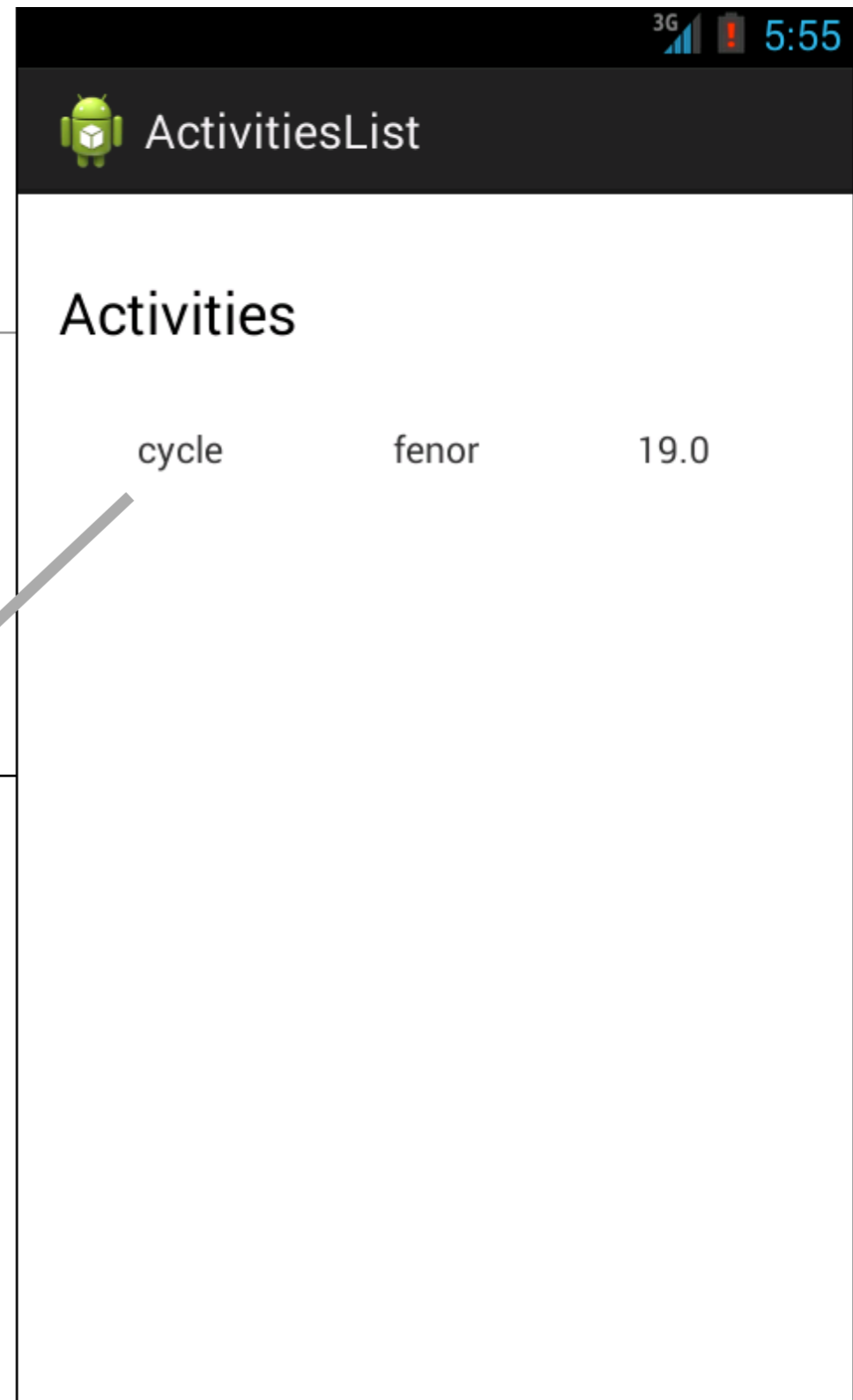
Memento

```
public class CreateActivity extends AppCompatActivity
{
    //...
    private ArrayList<MyActivity> activities
        = new ArrayList<MyActivity>();
    //...

    public void listActivityButtonPressed (View view)
    {
        Log.v("Pacemaker", "List Activityies Button Pressed");
        Intent intent = new Intent(this, ActivitiesList.class);
        Bundle bundle = new Bundle();
        bundle.putParcelableArrayList("activities", activities);
        intent.putExtras(bundle);
        startActivity (intent);
    }
}
```



Memento



```
public class ActivitiesList extends AppCompatActivity
{
    private ListView activitiesListView;

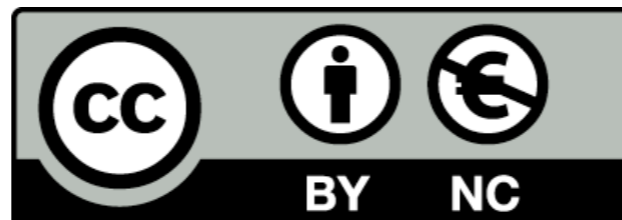
    @Override
    protected void onCreate(Bundle savedInstanceState)
    {
        super.onCreate(savedInstanceState);
        setContentView(R.layout.activity_activities_list);

        Bundle extras = getIntent().getExtras();
        List<MyActivity> activities = extras.getParcelableArrayList("activities");

        activitiesListView = (ListView) findViewById(R.id.activitiesListView);

        for (MyActivity activity : activities)
        {
            Log.v("Pacemaker", "Activity: " + activity);
        }

        ArrayAdapter<MyActivity> activitiesAdapter = new ArrayAdapter<MyActivity>(this, android.R.layout.simple_list_item_1, activities);
        activitiesListView.setAdapter(activitiesAdapter);
        activitiesAdapter.notifyDataSetChanged();
    }
}
```



Except where otherwise noted, this content is licensed under a Creative Commons Attribution-NonCommercial 3.0 License.

For more information, please see <http://creativecommons.org/licenses/by-nc/3.0/>

